

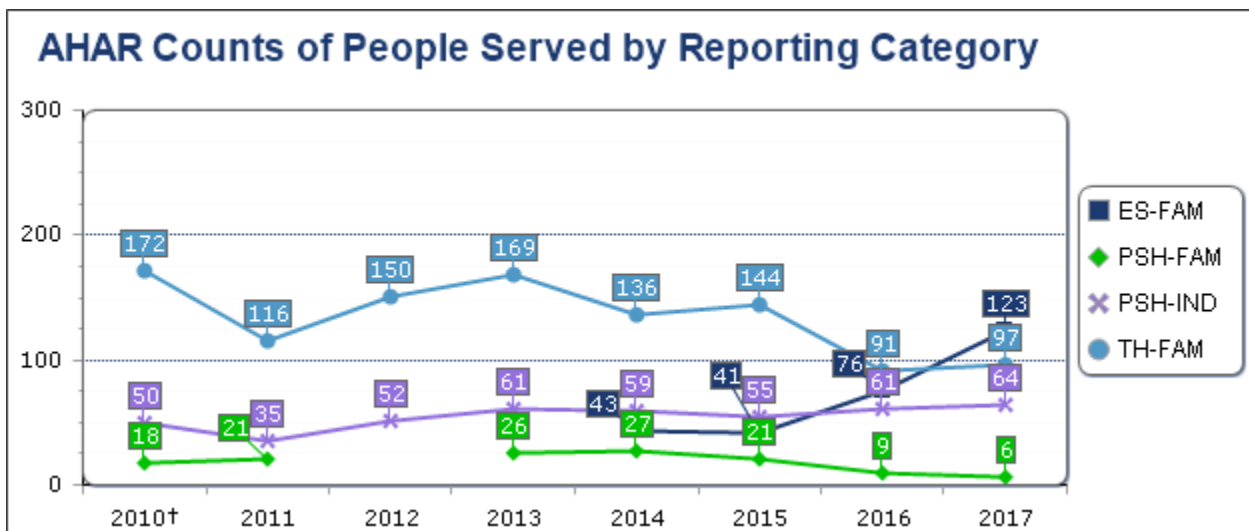
Annual Homeless Assessment Report Counts
 CoC: LA-507 Alexandria/Central Louisiana CoC

AHAR Counts of People Served by Reporting Category

Reporting Category	2010†	2011	2012	2013	2014
Individuals in Emergency Shelter	*	*	*	*	*
Individuals in Transitional Housing	*	*	*	*	*
Individuals in Permanent Supportive Housing	50	35	52	61	59
Families in Emergency Shelter	*	*	*	*	43
Families in Transitional Housing	172	116	150	169	136
Families in Permanent Supportive Housing	18	21	*	26	27

† First year PSH data included in AHAR.

*No data entered for this year or status is not Confirmed and Usable.



Annual Homeless Assessment Report Counts CoC: LA-507 Alexandria/Central Louisiana CoC

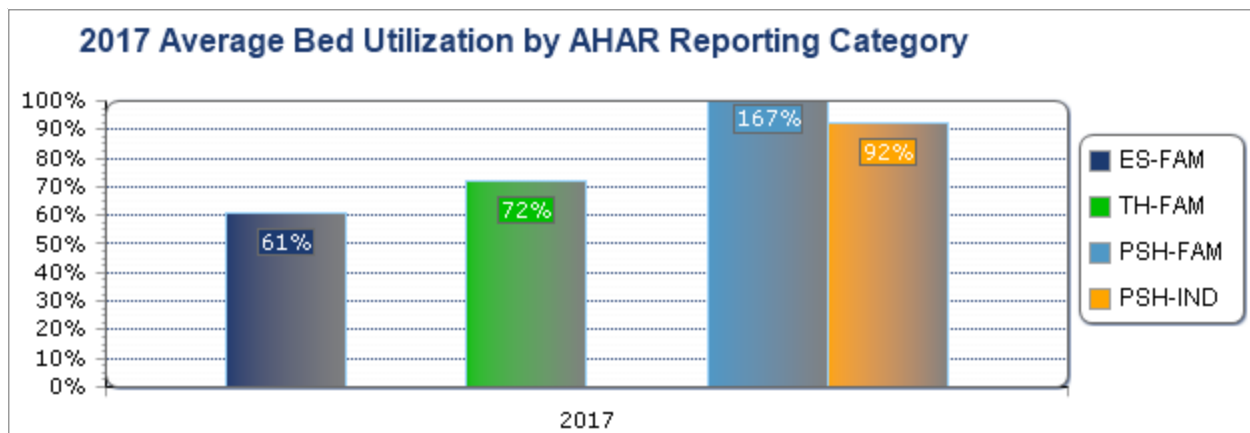
2015	2016	2017
*	*	*
*	*	*
55	61	64
41	76	123
144	91	97
21	9	6

Annual Homeless Assessment Report Counts CoC: LA-507 Alexandria/Central Louisiana CoC

Reporting Category	2010†	2011	2012	2013	2014
Individuals in Emergency Shelter	*	*	*	*	*
Individuals in Transitional Housing	*	*	*	*	*
Individuals in Permanent Supportive Housing	95 %	70 %	95 %	69 %	102 %
Families in Emergency Shelter	*	*	*	*	13 %
Families in Transitional Housing	102 %	100 %	67 %	53 %	73 %
Families in Permanent Supportive Housing	100 %	100 %	*	114 %	100 %

† First year PSH data included in AHAR.

*No data entered for this year or status is not Confirmed and Usable.



Annual Homeless Assessment Report Counts CoC: LA-507 Alexandria/Central Louisiana CoC
Average Bed Utilization by AHAR Reporting Category

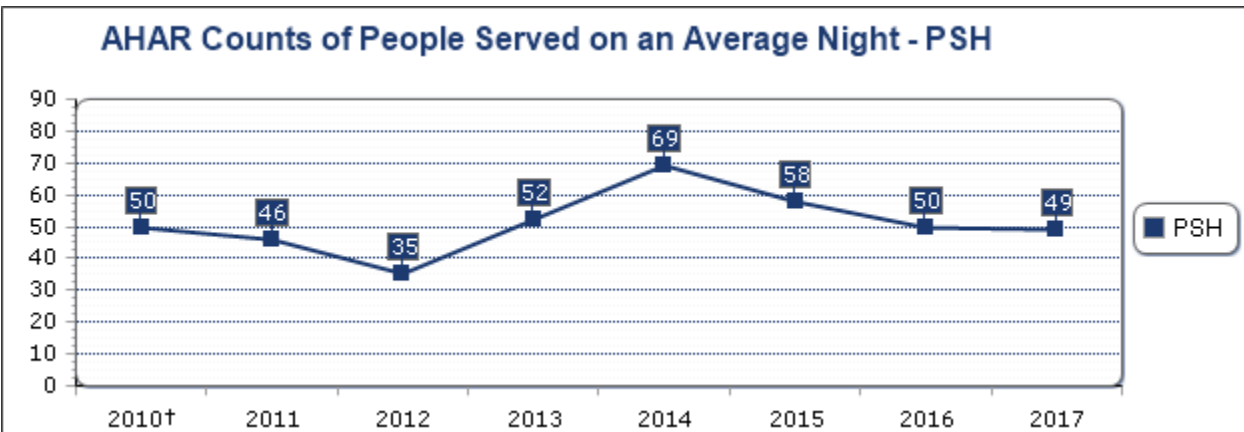
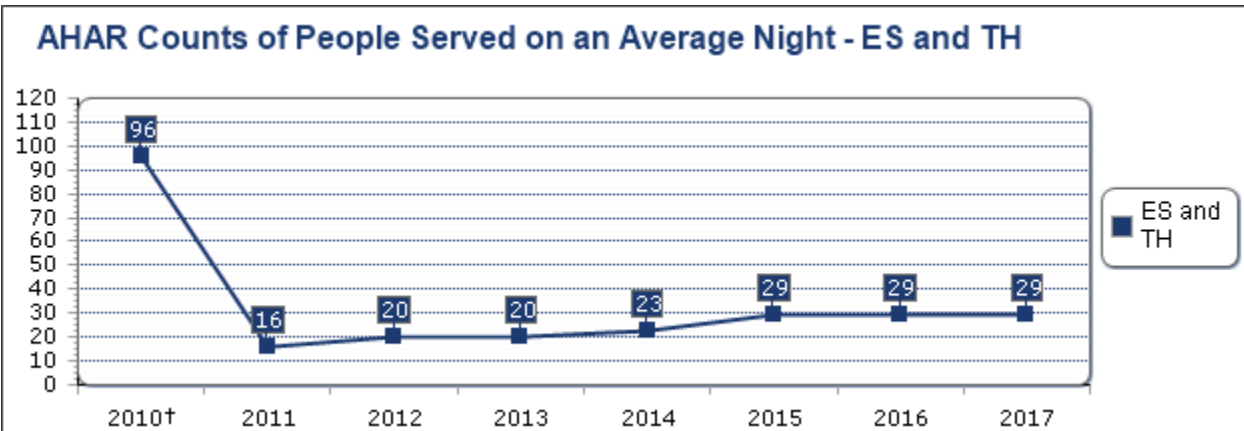
2015	2016	2017
*	*	*
*	*	*
93 %	94 %	92 %
13 %	71 %	61 %
78 %	106 %	72 %
97 %	102 %	167 %

Annual Homeless Assessment Report Counts CoC: LA-507 Alexandria/Central Louisiana CoC

Reporting Category	2010†	2011	2012	2013	2014
Individuals in Emergency Shelter	*	*	*	*	*
Individuals in Transitional Housing	*	*	*	*	*
Individuals in Permanent Supportive Housing	35	26	35	36	45
Families in Emergency Shelter	*	*	*	*	1
Families in Transitional Housing	96	16	20	20	22
Families in Permanent Supportive Housing	15	20	*	16	24
Total	146	62	55	72	92

† First year PSH data included in AHAR.

*No data entered for this year or status is not Confirmed and Usable.



Annual Homeless Assessment Report Counts CoC: LA-507 Alexandria/Central Louisiana CoC

AHAR Counts of People Served on an Average Night

2015	2016	2017
*	*	*
*	*	*
42	44	44
1	4	9
28	25	20
16	6	5
87	79	78