

## Housing Inventory Count

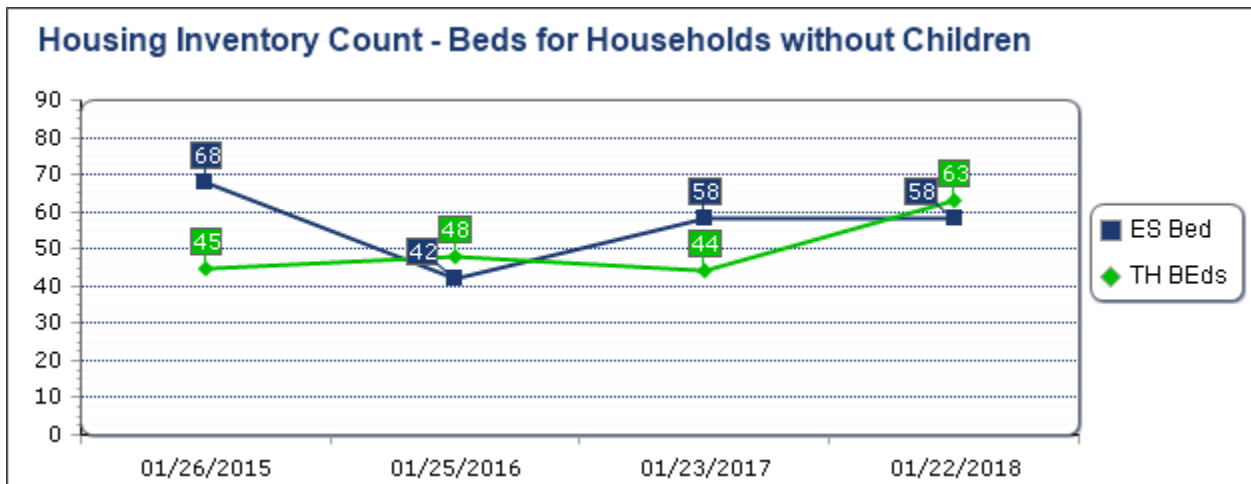
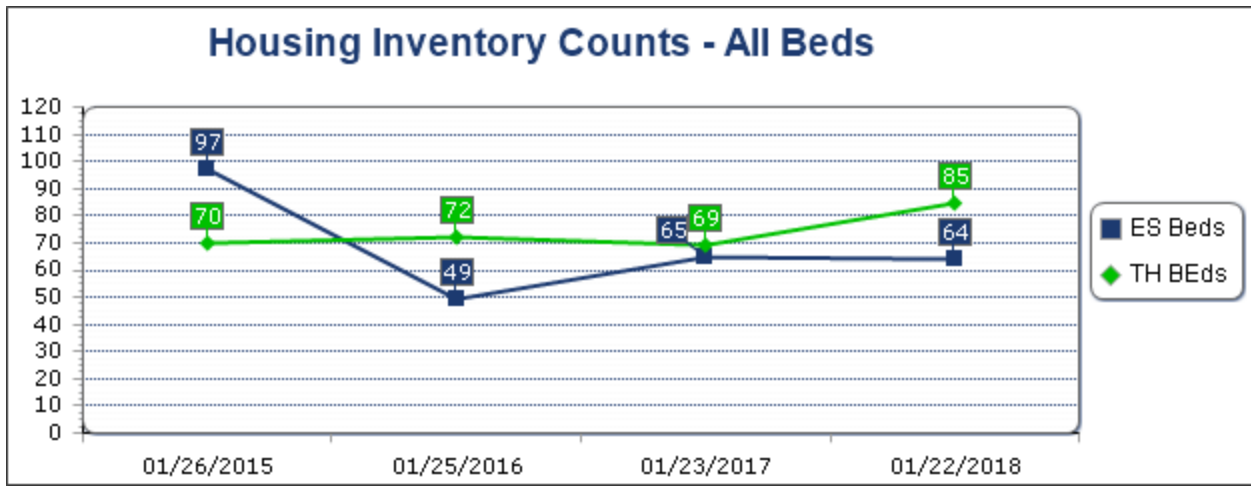
### CoC: LA-507 Alexandria/Central Louisiana CoC

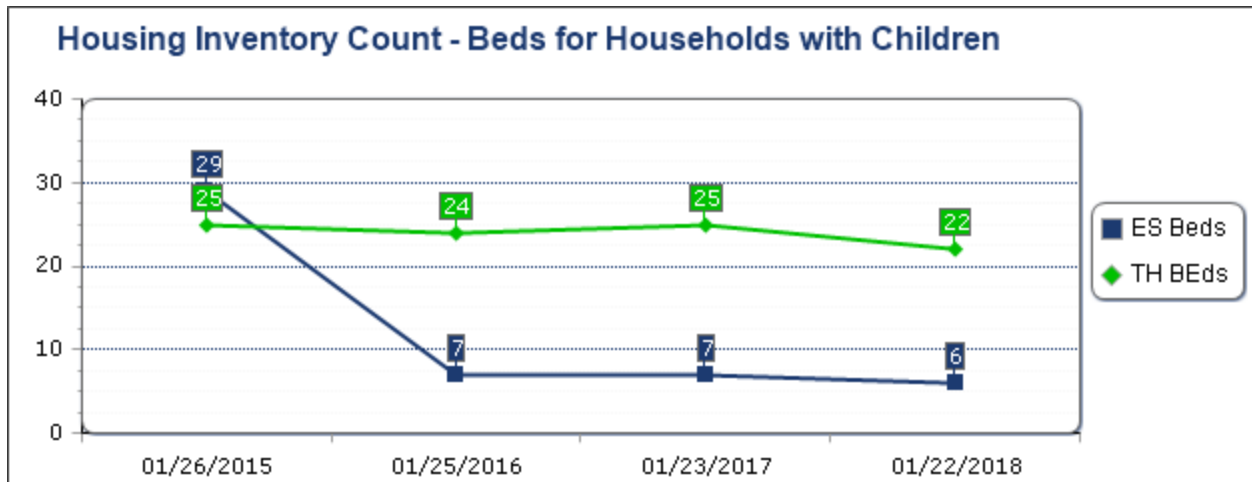
	01/26/2015 (2015)	01/25/2016 (2016)	01/23/2017 (2017)	01/22/2018 (2018)	change from last year	overall change
<b>Emergency Shelter</b>						
Units, Households with Children	2	3	2	2	0 %	0 %
Beds, Households with Children	29	7	7	6	-14 %	-79 %
Beds, Households without Children	68	42	58	58	0 %	-15 %
<b>Emergency Shelter Beds</b>	<b>97</b>	<b>49</b>	<b>65</b>	<b>64</b>	<b>-2 %</b>	<b>-34 %</b>
<b>Transitional Housing</b>						
Units, Households with Children	2	1	2	2	0 %	0 %
Beds, Households with Children	25	24	25	22	-12 %	-12 %
Beds, Households without Children	45	48	44	63	43 %	40 %
<b>Transitional Housing Beds</b>	<b>70</b>	<b>72</b>	<b>69</b>	<b>85</b>	<b>23 %</b>	<b>21 %</b>
<b>Safe Haven</b>						
Beds, Households without Children	*	*	*	*	*	*
<b>Safe Haven Beds</b>	<b>*</b>	<b>*</b>	<b>*</b>	<b>*</b>	<b>*</b>	<b>*</b>
<b>Permanent Supportive Housing</b>						
Units, Households with Children	*	*	*	*	*	*
Beds, Households with Children	*	*	*	*	*	*
Beds, Households without Children	*	*	*	*	*	*
<b>Permanent Supportive Housing Beds</b>	<b>*</b>	<b>*</b>	<b>*</b>	<b>*</b>	<b>*</b>	<b>*</b>
<b>HPRP</b>						
Units, Households with Children	*	*	*	*	*	*
Beds, Households with Children	*	*	*	*	*	*
Beds, Households without Children	*	*	*	*	*	*
<b>HPRP Beds</b>	<b>*</b>	<b>*</b>	<b>*</b>	<b>*</b>	<b>*</b>	<b>*</b>
<b>RRH</b>						
Units, Households with Children	*	*	*	*	*	*

Housing Inventory Count CoC: LA-507 Alexandria/Central Louisiana CoC

Beds, Households with Children	*	*	*	*	*	*
Beds, Households without Children	*	*	*	*	*	*
<b>RRH Beds</b>	*	*	*	*	*	*

\*No data entered for this category on this date  
 In 2013, HPRP was discontinued and RRH was added.





HPRP was a time limited program and these beds are not included in the charts for annual comparison purposes