

Point-in-Time Counts of People Who Are Homeless
CoC: LA-507 Alexandria/Central Louisiana CoC

01/27/2009	02/21/2011	01/23/2012	02/25/2013
------------	------------	------------	------------

Sheltered People in Households...

With at Least One Adult and One Child	30	46	32	24
Under Age 18	*	*	*	17
Age 18 - 24	*	*	*	0
Over Age 24	*	*	*	7
Average household size	3.3	2.6	3.6	4.0
With Only Children	*	0	0	0
In one-child Households	*	*	*	0
In multi-child households	*	*	*	0
Average household size		*	*	*
Without Children	74	127	141	63
Age 18 - 24	*	*	*	0
Over Age 24	*	*	*	63
Average household size	1.0	1.1	1.0	1.0
All Sheltered People	104	173	173	87
Average household size	1.3	1.3	1.2	1.3

Unsheltered People in Households...

With at Least One Adult and One Child	18	0	0	2
Under Age 18	*	*	*	1
Age 18 - 24	*	*	*	0
Over Age 24	*	*	*	1
Average household size	3.0	*	*	2.0

Point-in-Time Counts of People Who Are Homeless CoC: LA-507 Alexandria/Central Louisiana CoC

01/27/2014	01/26/2015	01/25/2016	01/23/2017	01/22/2018
------------	------------	------------	------------	------------

30	32	38	32	25
21	15	28	19	16
1	9	2	2	2
8	8	8	11	7
3.3	3.6	3.8	2.9	2.8
0	0	2	0	0
0	*	*	*	*
0	*	*	*	*
*	*	2.0	*	*
98	98	73	66	99
0	4	1	0	1
98	94	72	66	98
1.0	1.0	1.2	1.0	1.0
128	130	113	98	124
1.2	1.2	1.6	1.3	1.1

0	0	0	0	0
0	0	0	0	0
0	0	0	0	0
0	0	0	0	0
*	*	*	*	*

Point-in-Time Counts of People Who Are Homeless CoC: LA-507 Alexandria/Central Louisiana CoC

With Only Children	*	0	0	0
In one-child Households	*	*	*	0
In multi-child households	*	*	*	0
Average household size		*	*	*
Without Children	29	35	15	29
Age 18 - 24	*	*	*	3
Over Age 24	*	*	*	26
Average household size	1.0	1.0	1.0	1.0
All Unsheltered People	47	35	15	31
Average household size	1.3	1.0	1.0	1.0

All People in Households...

With at Least One Adult and One Child	48	46	32	26
Under Age 18	*	*	*	18
Age 18 - 24	*	*	*	0
Over Age 24	*	*	*	8
Average household size	3.2	2.6	3.6	3.7
With Only Children	*	0	0	0
In one-child Households	*	*	*	0
In multi-child households	*	*	*	0
Average household size		*	*	*
Without Children	103	162	156	92
Age 18 - 24	*	*	*	3
Over Age 24	*	*	*	89
Average household size	1.0	1.1	1.0	1.0
All People	151	208	188	118

Point-in-Time Counts of People Who Are Homeless CoC: LA-507 Alexandria/Central Louisiana CoC

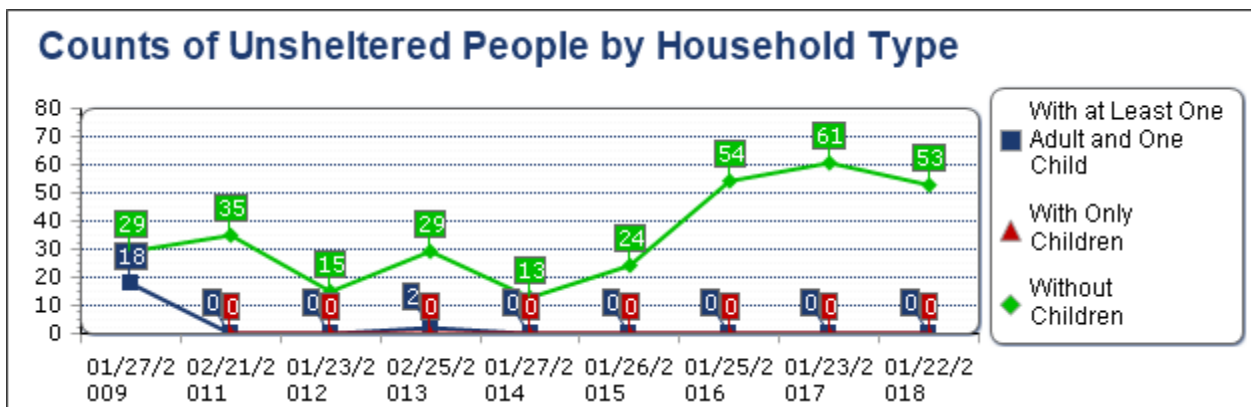
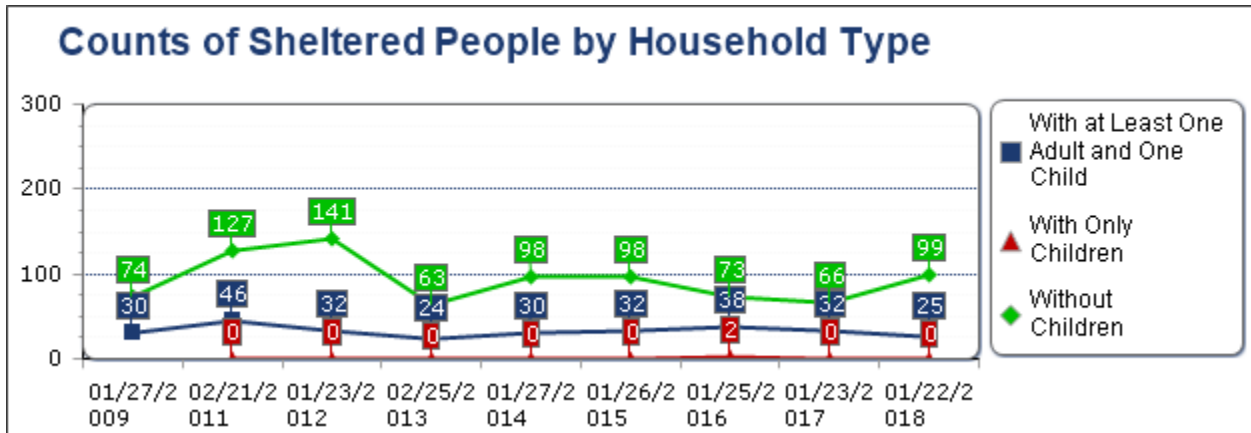
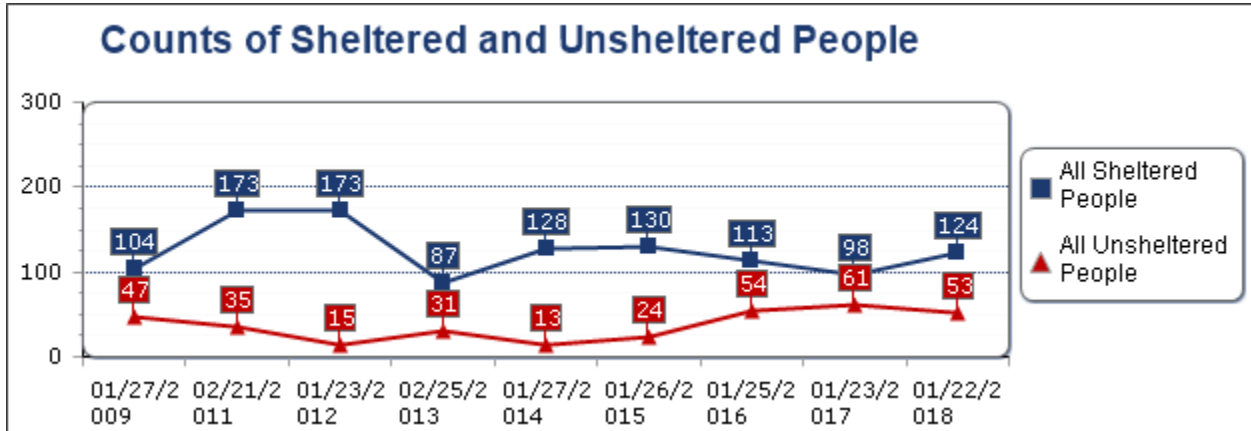
0	0	0	0	0
0	*	*	*	*
0	*	*	*	*
*	*	*	*	*
13	24	54	61	53
0	2	1	3	1
13	22	53	58	52
1.0	1.0	1.0	1.1	1.1
13	24	54	61	53
1.0	1.0	1.0	1.1	1.1

30	32	38	32	25
21	15	28	19	16
1	9	2	2	2
8	8	8	11	7
3.3	3.6	3.8	2.9	2.8
0	0	2	0	0
0	*	*	*	*
0	*	*	*	*
*	*	2.0	*	*
111	122	127	127	152
0	6	2	3	2
111	116	125	124	150
1.0	1.0	1.1	1.0	1.0
141	154	167	159	177

Average household size	1.3	1.0	1.0	1.0
-------------------------------	------------	------------	------------	------------

*No data entered for this category on this date

The age categories ("Under Age 18", etc.) were added in 2013.



Point-in-Time Counts of People Who Are Homeless CoC: LA-507 Alexandria/Central Louisiana CoC

1.0	1.0	1.0	1.1	1.1
------------	------------	------------	------------	------------

Point-in-Time Counts of People Who Are Homeless CoC: LA-507 Alexandria/Central Louisiana CoC

Households without children - Households with adults (18 or older) only. This includes households composed of unaccompanied adults and multiple adults.

Households with at least one adult and one child - Households with at least one adult (18 or older) and one child (under 18).

Households with only children - Households composed exclusively of persons under age 18, including unaccompanied children, adolescent parents and their children, adolescent siblings, or other household configurations composed only of children.

Sheltered - Sleeping in emergency shelters, transitional housing, and Safe Haven programs on the night designated for the count.

Unsheltered - Sleeping in a place not meant for human habitation, such as cars, parks, sidewalks abandoned buildings, or on the street.